


Trade Mark:  
CRYSTAL WORLD INC


Product Name: Wall lamp  
Model :2021W9AB-1  
120Vac, 60Hz,AC ONLY  
Lamp Size: W9"xH15"xE8"

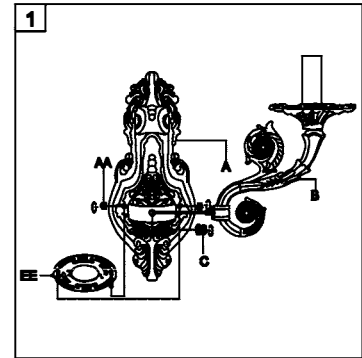


## WALL LAMP ASSEMBLY INSTRUCTIONS

1. Lead the lamp arms (B) through the wall plate(A), Then locking them with hexagon nuts (C).
2. Place fixture(A) onto Butterfly (EE). Secure with cap nuts (AA).



### Hardware Used



AA Cap nut            X 2



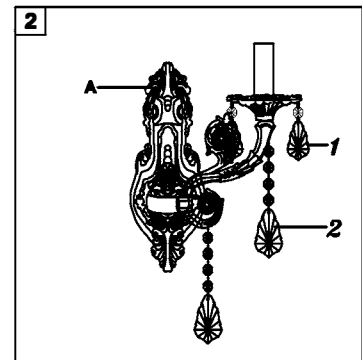
2. Please hang the crystal(1) (2) to the fixture (A).

1      2

 14mm\*1PCS  
 50mm\*1PCS

 14mm\*2PCS  
 50mm\*1PCS

4PCS      2PCS



3. Install light bulbs ( not included).  
Use bulb

120V            E12 1x40W Max.

