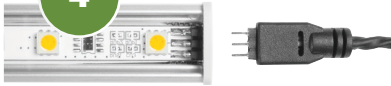


ACCESSORIES




2

EUM-LED-ACC-2
MOUNTING CLIP TYPICAL
INSTALLATION



4

EUM-LED-ACC-4
EXTENSION COUPLER TYPICAL
INSTALLATION



1


EUM-LED-ACC-1
INTERNAL CONNECTOR TYPICAL
INSTALLATION



3

EUM-LED-ACC-3
MOUNTING CLIP TYPICAL
INSTALLATION

The life of LED lighting is much longer than incandescent bulbs and significantly longer than fluorescent. The LED s used in LED Link are rated to 50,000 hours. By comparison, incandescent lamps are rated for about 2,000 hours and fluorescent lamps are rated for about 20,000 hours. 24-hour operation for 6 years will require incandescent lamps to be replaced 26 times. Fluorescent lamps will have been replaced twice. LED Link will continue to operate maintenance free during those years.




Seamless Inter-Connector

EUM-LED-ACC-1 (Joins Two pieces of LED -LINKS & adds Zero length)




Connects LED-LINK to Plug-in Driver

EUM-LED-ACC-7 (14" Power Extension)
EUM-LED-ACC-8 (24" Power Extension)




Connects Hard Wire Driver to LED-Link

EUM-LED-HW-12 (12" Connector)
EUM-LED-HW-24 (24" Connector)



Extension Coupler

Allows for space between LED -LINKS
EUM-LED-ACC-4 (12" Extension)
EUM-LED-ACC-5 (24" Extension)
EUM-LED-ACC-6 (48" Extension)
EUM-LED-ACC-9 (2" Extension)
EUM-LED-ACC-10 (6" Extension)




Extended Cord Plug-In Driver

EUM-LED-DRIVER-65W-24V
(65W max Extended Power Cord Driver)




Plug In Driver

EUM-LED-DRIVER-30W-24V
(Plug In Driver 30W max)



Mounting Clip

EUM-LED-ACC-3
(For Mounting LED -LINKS at 55° in a Corner)



Mounting Clip

EUM-LED-ACC-2
(For Flat Surfaces)

LED
EUM

EUM-LED GREAT PERFORMANCE SLIM PROFILE