

# LB100 INDOOR SINGLE COLOR SERIES



**12V** Voltage    **127** Lumens/Ft    **1.5W** Watts/Ft    **50,000** Life (hours)

## Features:

- :: Pre-applied 3M tape allows for fast, hassle free installation
- :: Field cuttable every 2" or 3 LED's.
- :: Available in Warm White 3000K, Cool White 6500K, red, amber, green, and blue.
- :: Low profile for discreet locations.
- :: Easy connectors allow for simple plug and play installation.
- :: UV rays and infrared wavelength are non existent.
- :: **Sold in 16' rolls. 100' long run is also available.**
- :: Highly efficient 127 Lumens PER/ FT for white LEDs.

## Electrical:

- :: Elite LED tape light is offered with a 30W 12V driver (LB100-DR-12V-30W) that can power one run up to 16' or a 60W 12V driver (LB100-DR-12V-60W) that can power two runs at 16' each run.
- :: Maximum continuous run of 16'.
- :: Forward Voltage Drop: 1.92-2.2 V

LED  
TAPE




**50,000** hrs  
**RATED LIFE**

LB-LED FLEXIBLE LED TAPE LIGHT


### Interconnector

LB100-ACC-4  
LB100-ACC-5  
LB100-ACC-6  
LB100-ACC-7




### Power Connector

LB100-ACC-8  
LB100-ACC-9  
LB100-ACC-10  
LB100-ACC-11




### Driver

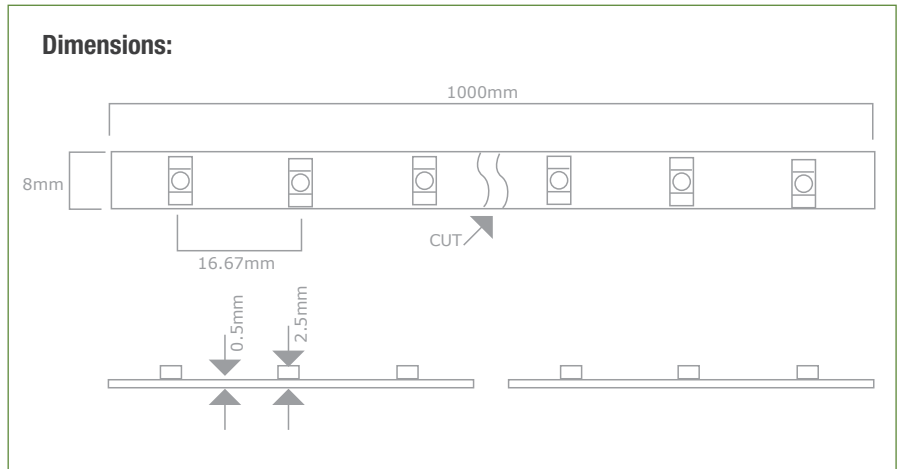
LB100-DR-12V-30W  
LB100-DR-12V-60W



### Coupling

LB100-ACC-3





**For Hardwired Drivers go to page 434**

TYPE	COLOR	VOLTAGE	CURRENT (MA)	POWER (W/FT)	COLOR TEMP.	VIEW ANGLE	LM/FT	# OF DIODES/ FT	ACCESSORIES
LB100-15F-65K	○ COOL WHITE	12V DC	<400	<1.5	6500K	140°	127	18	LB100-ACC-3 Coupling
LB100-15F-30K	○ WARM WHITE	12V DC	<400	<1.5	3000K	140°	109	18	LB100-ACC-4 4" interconnector
LB100-15F-RED	● RED	12V DC	<400	<1.5		140°	40	18	LB100-ACC-5 24" interconnector
LB100-15F-AMBER	● AMBER	12V DC	<400	<1.5		140°	40	18	LB100-ACC-6 48" interconnector
LB100-15F-GREEN	● GREEN	12V DC	<400	<1.5		140°	73	18	LB100-ACC-7 60" interconnector
LB100-15F-BLUE	● BLUE	12V DC	<400	<1.5		140°	22	18	LB100-ACC-8 4" Power Connector
									LB100-ACC-9 24" Power Connector
									LB100-ACC-10 48" Power Connector
									LB100-ACC-11 60" Power Connector
									LB100-DR-12V-30W 30W Plug-in Driver
									LB100-DR-12V-60W 60W Plug-in Driver

## DIMMABLE COMPACT LED DC 12V/24V ELECTRONIC DRIVERS

TYPE	Input(277V)	Output
LB100-DR-12V-30W	1@30 Watts	12V DC
LB100-DR-12V-60W	1@60 Watts	12V DC
LB100-DR-12V-100W	1@100 Watts	12V DC
LB100-DR-24V-96W	1@96 Watts	24V DC



### LB100-ACC-MC Male Power Cable Connector

Must be ordered with Magnetic Driver

## DIMMABLE COMPACT LED DC 120V MAGNETIC DRIVERS

### APPROXIMATE SIZES AND WEIGHT

TYPE	Input(120V)	Output	Depth	Height	Width
LB100-DC-12-40-120*	1@40 Watts	12V DC	2-3/4"	5"	2"
LB100-DC-12-60-120*	1@60 Watts	12V DC	2-1/2"	6"	2-3/4"
LB100-DC-12-100-120	1@100 Watts	12V DC	2-1/2"	6"	2-3/4"
LB100-DC-24-40-120*	1@40 Watts	24V DC	2-3/4"	5"	2"
LB100-DC-24-60-120*	1@60 Watts	24V DC	2-1/2"	6"	2-3/4"
LB100-DC-24-100-120	1@100 Watts	24V DC	2-1/2"	6"	2-3/4"
LB100-DC-24-150-120	1@150 Watts	24V DC	3"	9.8"	3"
LB100-DC-24-200-120	1@200 Watts	24V DC	3"	9.8"	3"

Note:


\*Class2 Dimmable LED DC Magnetic Transformer

## DIMMABLE COMPACT LED DC 277V MAGNETIC DRIVERS

### APPROXIMATE SIZES AND WEIGHT

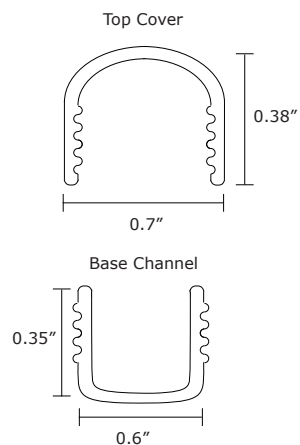
TYPE	Input(277V)	Output	Depth	Height	Width
LB100-DC-12-40-277	1@40 Watts	12V DC	2-3/4"	5"	2"
LB100-DC-12-60-277	1@60 Watts	12V DC	2-1/2"	6"	2-3/4"
LB100-DC-12-100-277	1@100 Watts	12V DC	2-1/2"	6"	2-3/4"
LB100-DC-24-40-277	1@40 Watts	24V DC	2-3/4"	5"	2"
LB100-DC-24-60-277	1@60 Watts	24V DC	2-1/2"	6"	2-3/4"
LB100-DC-24-100-277	1@100 Watts	24V DC	2-1/2"	6"	2-3/4"

## Mini Channel Mounting System



### Dimensions

Length: 50"  
Height: 1/2"  
Width: 3/4"



### Features

Easy to snap together top and bottom design

### Finish

- LB100-BC-AL (Aluminium- Base Channel)
- LB100-BC-WH (White- Base Channel)
- LB100-BC-CL (Clear- Base Channel)
- LB100-TC-CL (Clear- Top Cover)
- LB100-TC-CLF (Clear Frosted- Top Cover)
- LB100-TC-WH (White- Top Cover)
- LB100-TC-WF (White Frosted- Top Cover)