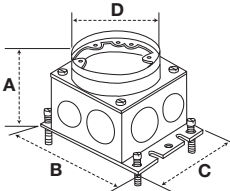








Flush Round Single Service Metal Concrete Floor Boxes




| Dimensions Inches (mm) | Cast Iron | | | | Stamped Steel | | | |
|---|---|---|---|--|---|---|-------------------------------|-------------------------------|
|  |  |  |  |  |  |  | | |
| Collar Material Brass Aluminum | B2536 BA2536 | B253641 - | B2503 - | B2506 - | B2506415 - | B2537 BA2537 | B2527 BA2527 | B2529 BA2529 |
| Min. Depth of Pour | 3.75" (95.3) | 3.75" (95.3) | 4.75" (120.7) | 3.00" (76.2) | 4.00" (101.6) | 3.00" (76.2) | | |
| Adjustability | Fully | Fully | Fully | Fully | Fully | Fully | Fully | Fully |
| Cubic Inch (cm³) Capacity | 33.0 cu. in. (540.7 cm³) | 36.0 cu. in. (590.0 cm³) | 50.8 cu. in. (832.5 cm³) | 33.0 cu. in. (540.7 cm³) | 54.0 cu. in. (885.0 cm³) | 37.3 cu. in. (611.2 cm³) | | |
| Dimensions – A | 3.05" (77.5) | 3.75" (95.3) | 4.75" (120.7) | 2.87" (72.9) | 3.88" (98.6) | 2.91" (73.9) | | |
| Dimensions – B | 4.84" (122.9) | 5.00" (127.0) | 5.00" (127.0) | 4.84" (122.9) | 6.00" (152.4) | 6.00" (152.4) | | |
| Dimensions – C | 4.84" (122.9) | 4.66" (118.4) | 4.66" (118.4) | 4.84" (122.9) | 4.81" (122.2) | 4.81" (122.2) | | |
| Dimensions – D | 4.19" (106.4) | 4.19" (106.4) | 4.19" (106.4) | 4.19" (106.4) | 4.19" (106.4) | 4.19" (106.4) | | |
| Threaded Access Holes | (4) ¾" (4) 1" | (4) ¾" | (4) 1¼" (4) 1½" | (4) ¾" | - | - | | |
| Knockouts – Sides | - | - | - | - | - | (1) 1" & (1) ¾" | (2) ½" & (1) ¾" | |
| Knockouts – Ends | - | - | - | - | - | (1) 1¼" & (1) ¾" | (1) ½" & (1) ½" | |
| Knockouts – Bottom | - | - | - | - | - | (3) ½" & (2) ¾" | (3) ½" & (2) ¾" | |
| Concrete Cover Included | ✓ | ✓ | ✓ | ✓ | ✓ | ✓ | ✓ | ✓ |
| Closure Plugs Included | ✓ | ✓ | ✓ | ✓ | ✓ | - | - | - |

Notes: UL File Number E31999.
CSA File Number LR18416.
Suitable for single service applications only.

Single Service Covers

| Material | S3925 SA3925 | S3725 SA3725 | S2525 SA2525 | S2725 SA2725 | S2925 SA2925 | S3525 - | S3325 - |
|------------------------------------|---|---|---|---|--|---|---|
| Brass Aluminum 3.88 in. Dia. |  |  |  |  |  |  |  |
| | Duplex Flap | Duplex Screw | 2 1/8" x 3/4" Combination | 2 1/8" x 1" Combination | 2 1/8" Single Receptacle | 2 3/8" Single Receptacle | 2 1/8" Single Receptacle (Terrazzo Floor) |

Carpet Flanges

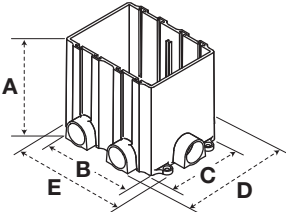



| 5.25 in. Diameter | S3182 | SA3182 | S3079 | 6.25 in. Diameter | S3082 | S3082AL |
|-------------------|---|---|---|-------------------|---|---|
| |  |  |  | |  |  |
| | Brass | Aluminum | Clear Polycarbonate | | Brass | Alum. Finish |

One Piece Brass Cover and Carpet Flange

| 6.25 in. Diameter | SF3925 | SF2525 | SF2725 | SF2925 |
|-------------------|---|---|---|---|
| |  |  |  |  |
| | Duplex Flap | 2 1/8" x 3/4" Combination | 2 1/8" x 1" Combination | 2 1/8" Single Receptacle |

Flush Rectangular Non-Metallic Concrete Floor Boxes with Non-Metallic Covers

Dimensions Inches (mm)

| Style | 1-Gang | 2-Gang | 3-Gang |
|---|---|---|--|
|  |  <p>PFBRG1*</p> |  <p>PFBRG2</p> |  <p>PFBRG3</p> |
| Min. Depth of Pour | 3.00" (76.2) | 3.00" (76.2) | 3.00" (76.2) |
| Adjustability | Fully | Fully | Fully |
| Cubic Inch (cm³) Capacity Per Gang | 14.3 cu. in. (234.3 cm ³) per 1" depth | 14.3 cu. in. (234.3 cm ³) per 1" depth | 14.3 cu. in. (234.3 cm ³) per 1" depth |
| Dimensions – A | 6.00" (152.4) | 6.00" (152.4) | 6.00" (152.4) |
| Dimensions – B | 3.60" (91.4) | 6.82" (173.2) | 10.04" (255.0) |
| Dimensions – C | 5.42" (137.7) | 5.42" (137.7) | 5.42" (137.7) |
| Dimensions – D | 6.90" (175.3) | 6.90" (175.3) | 6.90" (175.3) |
| Dimensions – E | 5.44" (138.2) | 8.66" (220.0) | 11.87" (301.5) |
| Hubs | (4) 1" | (6) 1" | (8) 1" |
| Reducers | (4) 1" to 3/4" | (6) 1" to 3/4" | (8) 1" to 3/4" |
| Concrete Cover Included | ✓ | ✓ | ✓ |
| Closure Plugs Included | ✓ | ✓ | ✓ |
| Removable LV Barrier | - | ✓ | ✓ |

Notes: UL File Number E92074.

CSA File Number LR18416.

* Suitable for single service applications only.

Flush Rectangular Non-Metallic Covers and Flanges

Required Components for Carpet Applications

Carpet Flanges

| Number of Gangs | 1-Gang | 2-Gang | 3-Gang |
|-----------------|-----------------|-----------------|-----------------|
| Dimensions | 6.00" x 4.88" | 6.00" x 8.13" | 6.00" x 11.35" |
| Black | PFBRFBL1 | PFBRFBL2 | PFBRFBL3 |
| Brown | PFBRFBR1 | PFBRFBR2 | PFBRFBR3 |
| Gray | PFBRFGY1 | PFBRFGY2 | PFBRFGY3 |
| Ivory | PFBRFI1 | PFBRFI2 | PFBRFI3 |



Cover with Duplex and Style Line® Inserts included

| One Required per Gang |
|-----------------------|
| 4.15" x 2.97" |
| PFBR826BLA |
| PFBR826BRA |
| PFBR826GYA |
| PFBR826IA |



Duplex Insert

Cover

Style Line® Decorator Insert

Required Components for Tile Applications

Mounting Collar

One Required per Gang

PFBRMC



Cover Frame

One Required per Gang
Dim. 4.47" x 3.25"

PFBRFRA



Cover with Duplex and Style Line® Inserts included – Gray

One Required per Gang
Cover Dim. 4.15" x 2.97"

PFBR826GYA



Duplex Insert

Cover

Style Line® Decorator Insert

Flush Rectangular Non-Metallic Concrete Floor Boxes with Metal Covers

ScrubShield™
Complies with UL514A



| Dimensions Inches (mm) | | | |
|--|--|--|--|
| Style | 1-Gang | 2-Gang | 3-Gang |
| | <p>PFBRG1*</p> | <p>PFBRG2</p> | <p>PFBRG3</p> |
| Min. Depth of Pour | 3.00" (76.2) | 3.00" (76.2) | 3.00" (76.2) |
| Adjustability | Fully | Fully | Fully |
| Cubic Inch (cm³) Capacity Per Gang | 14.3 cu. in. (234.3 cm ³) per 1" depth | 14.3 cu. in. (234.3 cm ³) per 1" depth | 14.3 cu. in. (234.3 cm ³) per 1" depth |
| Dimensions – A | 6.00" (152.4) | 6.00" (152.4) | 6.00" (152.4) |
| Dimensions – B | 3.60" (91.4) | 6.82" (173.2) | 10.04" (255.0) |
| Dimensions – C | 5.42" (137.7) | 5.42" (137.7) | 5.42" (137.7) |
| Dimensions – D | 6.90" (175.3) | 6.90" (175.3) | 6.90" (175.3) |
| Dimensions – E | 5.44" (138.2) | 8.66" (220.0) | 11.87" (301.5) |
| Hubs | (4) 1" | (6) 1" | (8) 1" |
| Reducers | (4) 1" to 3/4" | (6) 1" to 3/4" | (8) 1" to 3/4" |
| Concrete Cover Included | ✓ | ✓ | ✓ |
| Closure Plugs Included | ✓ | ✓ | ✓ |
| Removable LV Barrier | – | ✓ | ✓ |

Notes: UL File Number E92074.
CSA File Number LR18416.
* Suitable for single service applications only.

Flush Rectangular Metal Covers and Flanges

Required Components for Carpet and Tile Applications

Adapter Collar – One Required per Gang
Gray **PFBRAC**



Adapter Frame with Grounding Lug – One Required per Gang
Dim. 4.36" x 3.20"
Brass **S5017G**
Aluminum **SA5017G**



Covers – One Required per Gang

Brass
Aluminum
Dimensions
4.15" x 2.99"



Duplex Flap



Duplex Screw



Style Line® Opening



2 1/8" x 3/4" Combination



2 1/8" x 1" Combination



2 1/8" Single Receptacle



Blank

Carpet Flanges (Not Required for Tile Applications)

Tapered Flange

Number of Gangs
Dimensions
Brass
Aluminum

1-Gang
6.00" x 4.85"
SB3083
SA3083



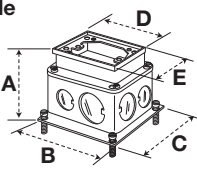
2-Gang
6.00" x 8.13"
SB3084
SA3084



3-Gang
6.00" x 11.34"
SB3085
SA3085



Flush Rectangular Cast Iron Concrete Floor Boxes









| Dimensions Inches (mm) | | Cast Iron | | | | | |
|---|---|---------------------------------------|---------------------------------------|---------------------------------------|---------------------------------------|---------------------------------------|---------------------------------------|
| Style | | 1-Gang Deep | 2-Gang Deep | 3-Gang Deep | 1-Gang Shallow | 2-Gang Shallow | 3-Gang Shallow |
|  | Collar Material | | | | | | |
| | Brass | B2436* B243641* | B4233 B423341 | B4333 B433361 | B2414* | B4214 | B4314 |
| | Aluminum | BA2436* - | BA4233 - | BA4333 - | - | - | - |
| | Min. Depth of Pour | 3.75" (95.3) | 3.75" (95.3) | 3.75" (95.3) | 2.00" (50.8) | 2.00" (50.8) | 2.00" (50.8) |
| | Adjustability | Fully | Fully | Fully | Semi | Semi | Semi |
| | Cubic Inch (cm ³) Capacity Per Gang | 33.0 cu. in. (540.7 cm ³) | 36.5 cu. in. (598.1 cm ³) | 34.8 cu. in. (570.3 cm ³) | 16.0 cu. in. (262.2 cm ³) | 16.0 cu. in. (262.2 cm ³) | 16.0 cu. in. (262.2 cm ³) |
| | Dimensions - A | 3.20" (81.3) | 3.38" (85.9) | 3.38" (85.9) | 2.00" (50.8) | 2.00" (50.8) | 2.00" (50.8) |
| | Dimensions - B | 4.69" (119.1) | 4.84" (122.9) | 4.90" (122.5) | 5.46" (138.7) | 5.46" (138.7) | 5.46" (138.7) |
| | Dimensions - C | 4.69" (119.1) | 8.06" (204.7) | 11.41" (289.8) | 4.19" (106.4) | 7.49" (190.2) | 10.7" (271.8) |
| | Dimensions - D | 4.36" (110.7) | 4.36" (110.7) | 4.36" (110.7) | 4.38" (111.3) | 4.38" (111.3) | 4.38" (111.3) |
| | Dimensions - E | 3.19" (81.0) | 6.42" (163.1) | 9.64" (244.9) | 3.19" (81.0) | 6.38" (162.1) | 9.56" (242.8) |
| | Threaded Access Holes | (4) ¾" (4) 1" | (6) ¾" (4) 1" & (2) ¾" | (8) ¾" (4) 1" & (2) ¾" | (2) ¾" | (4) ¾" | (6) ¾" |
| | Concrete Cover Included | ✓ | ✓ | ✓ | ✓ | ✓ | ✓ |
| | Closure Plugs Included | ✓ | ✓ | ✓ | ✓ | ✓ | ✓ |
| | Removable LV Barrier | - | ✓ | ✓ | - | ✓ | ✓ |

Notes: UL File Number E92074.

CSA File Number LR18416.

* Suitable for single service applications only.

Flush Rectangular Floor Box Covers

| | S3825 | S3625 | S3826 | S2425 | S2625 | S2825 | S3425 | S3813 |
|------------|---|---|---|---|---|--|---|---|
| Brass | SA3825 | SA3625 | SA3826 | SA2425 | SA2625 | - | - | SA3813 |
| Aluminum | | | | | | | | |
| Dimensions | 4.15" x 2.99" | | | | | | | |
| |  |  |  |  |  |  |  |  |
| | Duplex Flap | Duplex Screw | Style Line® Opening | 2 1/8" x 3/4" Combination | 2 1/8" x 1" Combination | 2 1/8" Single Receptacle | 2 3/8" Single Receptacle | Blank |

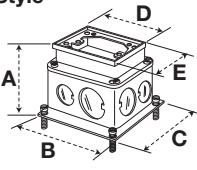
Carpet Flanges

| Tapered Flange | 1-Gang | 2-Gang | 3-Gang |
|---------------------|---|---|---|
| Number of Gangs | 1-Gang | 2-Gang | 3-Gang |
| Dimensions | 6.00" x 4.85" | 6.00" x 8.13" | 6.00" x 11.34" |
| Brass | SB3083 | SB3084 | SB3085 |
| Aluminum | SA3083 | SA3084 | SA3085 |
| Clear Polycarbonate | S3083 | S3084 | S3085 |
| |  |  |  |

Flush Rectangular Stamped Steel Concrete Floor Boxes

ScrubShield™
Complies with UL514A











| Dimensions Inches (mm) | | Stamped Steel | | | | | | | |
|---|-----------------|---------------------------------------|---------------------------------------|---------------------------------------|---------------------------------------|---------------------------------------|---------------------------------------|---------------------------------------|---------------------------------------|
| Style | | 1-Gang Deep | 2-Gang Deep | 3-Gang Deep | 1-Gang Shallow | 2-Gang Shallow | 3-Gang Shallow | 1-Gang Deep | 1-Gang Shallow |
|  | Collar Material | | | | | | | | |
| | Brass | B2431* | B2432 | B2433 | B2421* | B2422 | B2423 | B2427* | B2429* |
| Aluminum | BA2431* | BA2432 | BA2433 | BA2421* | BA2422 | BA2423 | - | - | |
| Min. Depth of Pour | | 3.75" (95.3) | 3.75" (95.3) | 3.75" (95.3) | 2.75" (69.9) | 2.75" (69.9) | 2.75" (69.9) | 3.75" (95.3) | 2.75" (69.9) |
| Adjustability | | Fully | Fully | Fully | Fully | Fully | Fully | Fully | Fully |
| Cubic Inch (cm ³) Capacity Per Gang | | 60.0 cu. in. (983.2 cm ³) | 52.8 cu. in. (865.2 cm ³) | 50.8 cu. in. (832.5 cm ³) | 39.5 cu. in. (647.3 cm ³) | 35.0 cu. in. (573.5 cm ³) | 34.0 cu. in. (557.2 cm ³) | 54.0 cu. in. (884.9 cm ³) | 37.3 cu. in. (611.2 cm ³) |
| Dimensions – A | | 3.72" (94.5) | 3.72" (94.5) | 3.72" (94.5) | 2.74" (69.6) | 2.74" (69.6) | 2.74" (69.6) | 3.91" (99.3) | 2.81" (71.4) |
| Dimensions – B | | 4.81" (122.2) | 4.81" (122.2) | 4.81" (122.2) | 4.81" (122.2) | 4.81" (122.2) | 4.81" (122.2) | 4.81" (122.2) | 4.81" (122.2) |
| Dimensions – C | | 6.00" (152.4) | 9.25" (235.0) | 12.50" (317.5) | 6.00" (152.4) | 9.25" (235.0) | 12.50" (317.5) | 6.00" (152.4) | 6.00" (152.4) |
| Dimensions – D | | 4.38" (111.3) | 4.38" (111.3) | 4.38" (111.3) | 4.38" (111.3) | 4.38" (111.3) | 4.38" (111.3) | 4.38" (111.3) | 4.38" (111.3) |
| Dimensions – E | | 3.19" (81.0) | 6.44" (163.6) | 9.67" (245.6) | 3.19" (81.0) | 6.44" (163.6) | 9.67" (245.6) | 3.19" (81.0) | 3.19" (81.0) |
| Knockouts – Sides | | (1) ¼", 1", 1¼" | (2) ¼", 1", 1¼" | (3) ¼", 1", 1¼" | (2) ½", (1) ¾" | (4) ½", (1) ¾" | (6) ½", (1) ¾" | (1) ½", (1) 1¼" | (2) ½", (1) ¾" |
| Knockouts – Ends | | (1) ¼", 1", 1¼" | (1) ¼", 1", 1¼" | (1) ¼", 1", 1¼" | (1) ½", (1) ¾" | (2) ½", (1) ¾" | (2) ½", (1) ¾" | (1) ¾", (1) 1" | (1) ½", (1) ¾" |
| Knockouts – Bottom | | (2) ¾", 1", 1¼" | (4) ¾", 1", 1¼" | (6) ¾", 1", 1¼" | (2) ¾", 1", 1¼" | (4) ¾", 1", 1¼" | (6) ¾", 1", 1¼" | (3) ½", (2) ¾" | (3) ½", (2) ¾" |
| Concrete Cover Included | | ✓ | ✓ | ✓ | ✓ | ✓ | ✓ | ✓ | ✓ |
| Closure Plugs Included | | - | - | - | - | - | - | - | - |
| Removable LV Barrier | | - | ✓ | ✓ | - | ✓ | ✓ | - | - |

Notes: UL File Number E92074.

CSA File Number LR18416.

* Suitable for single service applications only.

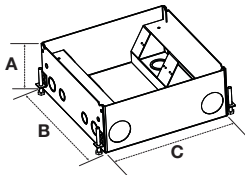




Flush Rectangular Floor Box Covers

| Brass | S3825 | S3625 | S3826 | S2425 | S2625 | S2825 | S3425 | S3813 |
|------------|---|---|---|---|---|---|---|---|
| Aluminum | SA3825 | SA3625 | SA3826 | SA2425 | SA2625 | - | - | SA3813 |
| Dimensions | 4.15" x 2.99" | | | | | | | |
| |  |  |  |  |  |  |  |  |
| | Duplex Flap | Duplex Screw | Style Line® Opening | 2 1/8" x 3/4" Combination | 2 1/8" x 1" Combination | 2 1/8" Single Receptacle | 2 3/8" Single Receptacle | Blank |

Carpet Flanges

| Tapered Flange | | 1-Gang | | 2-Gang | | 3-Gang | |
|---------------------|--|---|--|---|--|---|--|
| Number of Gangs | | 1-Gang | | 2-Gang | | 3-Gang | |
| Dimensions | | 6.00" x 4.85" | | 6.00" x 8.13" | | 6.00" x 11.34" | |
| Brass | | SB3083 | | SB3084 | | SB3085 | |
| Aluminum | | SA3083 | | SA3084 | | SA3085 | |
| Clear Polycarbonate | | S3083 | | S3084 | | S3085 | |
| | |  | |  | |  | |

Recessed 4- and 8-Gang Concrete Floor Boxes

| Dimensions Inches (mm) | Stamped Steel | | | Cast Iron |
|---|---|---|--|---|
| Style | 4-Gang Deep | 4-Gang Shallow | 8-Gang Deep | 4-Gang Shallow |
|  |  HBLCFB301BASE |  HBLCFB401BASE |  HBLCFB501BASE |  HBLCFB401CB |
| Min. Depth of Pour | 4.25" (107.6) | 3.00" (76.2) | 5.25" (133.4) | 3.25" (82.6) |
| Adjustability | Fully | Fully | Fully | Fully |
| Cubic Inch (cm³) Capacity Per Chamber | 29.5 cu. in. (483.4 cm ³) | 25.5 cu. in. (417.9 cm ³) | 49.5 cu. in. (811.2 cm ³) | 25.5 cu. in. (417.9 cm ³) |
| Dimensions – A | 4.0" (101.6) | 2.63" (66.8) | 5.13" (130.3) | 3.13" (79.5) |
| Dimensions – B | 10.0" (254.0) | 10.0" (254.0) | 10.0" (254.0) | 10.0" (254.0) |
| Dimensions – C | 10.0" (254.0) | 10.0" (254.0) | 10.0" (254.0) | 10.0" (254.0) |
| Threaded Access Holes – Per Chamber | – | – | – | (2) 1" |
| Knockouts – Per Chamber | (1) Concentric ½", ¾" (1) Concentric ¾", 1" (1) 1¼" | (3) Concentric ½", ¾" | (1) Concentric ½", ¾" (1) Concentric ¾", 1" (1) 1¼" | – |
| Concrete Cover Included | ✓ | ✓ | ✓ | ✓ |
| Closure Plugs Included | – | – | – | ✓ |


Notes: UL File Number E197203.
CSA File Number LR702145.

Floor Box Covers


Die Cast Zinc Cover and Flange Assembly
Dimensions 10.69" x 10.69"



Hubbell – Screw Type Face Plates*



Open Systems – Screw Type Face Plates*



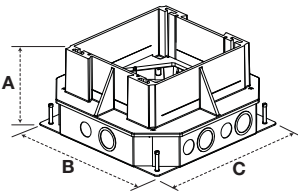


Note: *Catalog number indicated is gray, replace "GY" with the following to designate color: "BK" for Black, "WA" for White, "I" for Ivory.

AMP is a registered trademark of Tyco Electronics Corp. Krone® is a registered trademark of Krone, Inc. Leviton® is a registered trademark of Leviton. SYSTIMAX® is a registered trademark of CommScope, Inc. Mini-Com® and Panduit® are registered trademarks of Panduit Corp. NORDX® is a registered trademark of Belden/CDT, Inc. MAX® and CT® Series are registered trademarks of The Siemon Company. TracJack®, Series II® and Ortronics® are registered trademarks of Ortronics/Legrand.

Recessed 6-Gang Concrete Floor Boxes

ScrubShield™
Complies with UL514A



| Dimensions Inches (mm) | Stamped Steel | Cast Iron |
|---|--|--|
| Style  | 6-Gang  LCFBSSA | 6-Gang  LCFBICA |
| Min. Depth of Pour | 3.50" (88.9) | 3.65" (92.7) |
| Adjustability | Fully | Fully |
| Cubic Inch (cm³) Capacity Per Chamber | (4) at 38.2 cu. in. (626.0 cm ³) (2) at 25.4 cu. in. (416.2 cm ³) | (4) at 36.8 cu. in. (603.0 cm ³) (2) at 25.4 cu. in. (416.2 cm ³) |
| Dimensions – A | 6.18" (157.0) | 6.35" (161.3) |
| Dimensions – B | 12.95" (328.9) | 13.11" (333.0) |
| Dimensions – C | 12.95" (328.9) | 13.11" (333.0) |
| Threaded Access Holes – Per Chamber | - | (1) 3/4" (1) 1/4" |
| Knockouts – Per Chamber | (1) Concentric 1", 1 1/4" (1) 3/4" | - |
| Concrete Cover Included | ✓ | ✓ |
| Closure Plugs Included | - | ✓ |
| Cover Mounting Brackets Included | ✓ | ✓ |

Notes: UL File Number E31999.
CSA File Number LR18416.

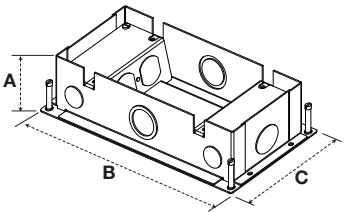


Floor Box Covers Recessed Floor Box Covers

| | | | | |
|--|-------------------------------------|--|--|---|
| Smooth Metallic Cover, Flange and Cable Doors for Carpet Applications | Cover Dimensions 10.30" x 10.30" | Aluminum Finish Brass Finish Black Gray | LCFBCALT LCFBCBRSTC LCFBCBKTC LCFBCGYTC |  |
| Metallic Cover, Flange and Cable Doors for Carpet Applications – Carpet Insert Required | Cover Dimensions 10.30" x 10.30" | Aluminum Finish Brass Finish Black Gray | LCFBCALC LCFBCBRSC LCFBCBKC LCFBCGYC |  |
| Reinforced Non-Metallic Cover, Flange and Cable Doors for Carpet Applications – Carpet Insert Required | Cover Dimensions 10.30" x 10.30" | Black Brown Gray Ivory | LCFBCBKA LCFBCBRA LCFBCGYA LCFBCIA |  |
| Smooth Metallic Cover and Cable Doors for Tile Applications | Cover Dimensions 8.31" x 7.70" | Aluminum Finish Brass Finish Black Gray | LCFBCALT LCFBCBRST LCFBCBKT LCFBCGYT |  |

Face Plates

| | | | | |
|--|--|--|--|--|
| LCFBP8  Duplex | LCFBP26  Style Line® | LCFBP720  Single Receptacle (for 1.56" boss dia.) | LCFBIM  3-Unit iSTATION™ (See pages 166 & 167 for module options) | LCFBP14  Blank |
|--|--|--|--|--|

Recessed 3-Service Concrete Floor Boxes

| Dimensions Inches (mm) | Stamped Steel | Cast Iron |
|---|---|---|
|  |  3SFBS |  3SFBC |
| Min. Depth of Pour | 3.00" (76.2) | 3.00" (76.2) |
| Adjustability | Fully | Fully |
| Cubic Inch (cm³) Capacity Per Chamber | 22.4 cu. in. (367.1 cm ³) | 21.6 cu. in. (354.0 cm ³) |
| Dimensions – A | 12.20" (309.9) | 12.88" (327.2) |
| Dimensions – B | 5.52" (140.2) | 6.00" (152.4) |
| Dimensions – C | 2.88" (73.2) | 3.00" (76.2) |
| Threaded Access Holes | – | Sides (2) 3/4" Ends (1) 1 1/4" Center Area (1) 1 1/4" (each side) |
| Knockouts | Sides (2) 3/4" Ends (1) 1" Center Area (1) Concentric 1", 1 1/4" (each side) | – |
| Concrete Cover Included | ✓ | ✓ |
| Closure Plugs Included | – | – |


Notes: UL File Number E31999.
CSA File Number LR18416.

Recessed Floor Box Covers – Carpet Applications

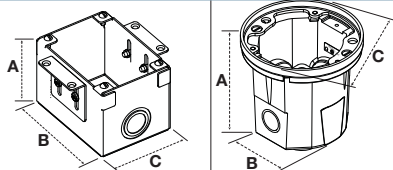





Reinforced Non-Metallic Cover,
Flange and Cable Doors –
Carpet Insert Required –
Dimensions
11.88" x 5.20"



Face Plates





Flush Floor Boxes for Wooden Floors

| Dimensions Inches (mm) | Rectangular Stamped Steel | | | Round Cast Iron | |
|--|--|---|--|--|---|
| | 1-Gang | 2-Gang | 3-Gang | 1-Gang | 1-Gang |
|  Collar Material Brass |  B2481* |  B2482 |  B2483 |  B2588* |  B2588275* |
| Adjustability | Semi | Semi | Semi | Non | Non |
| Cubic Inch (cm³) Capacity Per Gang | 42.0 cu. in. (658.3 cm ³) | 42.5 cu. in. (696.5 cm ³) | 42.5 cu. in. (696.5 cm ³) | 18.5 cu. in. (303.2 cm ³) | 18.5 cu. in. (303.2 cm ³) |
| Dimensions – A | 3.13" (79.5) | 3.13" (79.5) | 3.13" (79.5) | 3.65" (92.7) | 3.65" (92.7) |
| Dimensions – B | 4.50" (114.3) | 4.50" (114.3) | 4.50" (114.3) | 3.22" (81.8) | 3.22" (81.8) |
| Dimensions – C | 3.20" (81.3) | 6.42" (163.1) | 9.64" (244.9) | 4.09" (103.9) | 4.09" (103.9) |
| Threaded Access Holes | - | - | - | Bottom (2) 1/2" | Sides (2) 3/4" Bottom (2) 1/2" |
| Knockouts – Sides | (1) 1/2", 3/4", 1" | (2) 1/2", 3/4", 1" | (3) 1/2", 3/4", 1" | - | - |
| Knockouts – Ends | - | - | - | - | - |
| Knockouts – Bottom | (1) 1/2" - 1 1/4" | (2) 1/2" - 1 1/4" | (3) 1/2" - 1 1/4" | - | - |
| Debris Cover Included | ✓ | ✓ | ✓ | - | - |
| Closure Plugs Included | - | - | - | ✓ | ✓ |
| Removable LV Barrier | - | ✓ | ✓ | - | - |

Notes: UL File Number E31999.
CSA File Number LR18416.
* Suitable for single service applications only.

Rectangular Covers

| Material | S3825 SA3825 | S3625 SA3625 | S3826 SA3826 | S2425 SA2425 | S2625 SA2625 | S2825 - | S3425 - | S3813 SA3813 |
|--|---|---|---|---|--|---|---|---|
| Brass Aluminum Dimensions 4.15" x 2.99" |  |  |  |  |  |  |  |  |
| | Duplex Flap | Duplex Screw | Style Line® Opening | 2 1/8" x 3/4" Combination | 2 1/8" x 1" Combination | 2 1/8" Single Receptacle | 2 3/8" Single Receptacle | Blank |

Round Covers

| Material | S3925 SA3925 | S3725 SA3725 | S2525 SA2525 | S2725 SA2725 | S2925 SA2925 | S3525 - | S3325 - | S3182 SA3182 | S3082 6.25" Dia. |
|---------------------------------|---|---|---|---|---|--|---|---|---|
| Brass Aluminum 3.88" Dia. |  |  |  |  |  |  |  |  |  |
| | Duplex Flap | Duplex Screw | 2 1/8" x 3/4" Comb. | 2 1/8" x 1" Comb. | 2 1/8" Single Receptacle | 2 3/8" Single Receptacle | 2 1/8" Single Rec. (Terrazzo Floor) | | |

Rectangular Flanges (Required)

| Material | SB3083W SA3083W | SB3084W SA3084W | SB3085W SA3085W |
|-----------------|---|---|---|
| |  |  |  |
| Number of Gangs | 1-Gang | 2-Gang | 3-Gang |
| Dimensions | 6.00" x 4.85" | 6.00" x 8.13" | 6.00" x 11.34" |

One Piece Brass Cover and Carpet Flange

| Material | SF3925 | SF2525 | SF2725 | SF2925 |
|---------------------|--|---|---|---|
| Brass 6.25" Dia. |  |  |  |  |
| | Duplex Flap | 2 1/8" x 3/4" Combination | 2 1/8" x 1" Combination | 2 1/8" Single Receptacle |