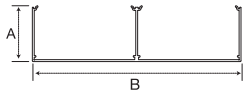

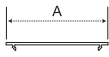

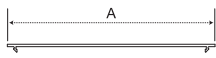



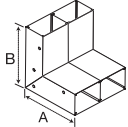

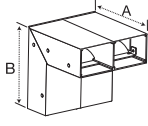

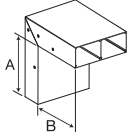

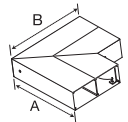

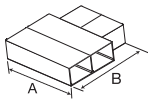

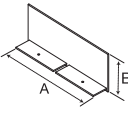

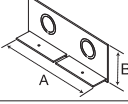

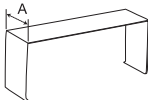



# HBLALU5000 Series

Available in  
**PRE-WIRED**



| Raceway  |  | Catalog Numbers | Length            | Color |
|--|--|-----------------|-------------------|-------|
| <p><b>Two Channel Base</b><br/>Satin anodized finish. Packed 40 ft. (12.19m) per carton, 10 ft. (3m) lengths.<br/>Assembled cover and base dimensions.<br/>W: 5.08" (129.03) H: 1.75" (44.45)</p>   | <p><b>HBLALU5000B10</b><br/>A: 1.66" (42.16)<br/>B: 5.08" (129.03)</p> | 10 ft.          | Anodized Aluminum |       |
| <p><b>Cover - Single Channel</b><br/>Satin anodized finish. Packed 40 ft. (12.19m) per carton, 5 ft. (1.5m) lengths.</p>    | <p><b>HBLALUC57</b><br/>A: 2.54" (64.52)</p>                           | 5 ft.           | Anodized Aluminum |       |
| <p><b>Cover - Two Channel</b><br/>Satin anodized finish. Packed 40 ft. (12.19m) per carton, 5 ft. (1.5m) lengths.</p>     | <p><b>HBLALU2C57</b><br/>A: 5.08" (129.03)</p>                         | 5 ft.           | Anodized Aluminum |       |
| Fittings   |  | Catalog Numbers |                   | Color |
| <p><b>Wire Clip</b><br/>For holding conductors in place. Can be used for either HBLALU5000 or HBLALU7620 Raceway.</p>    | <p><b>HBLALU57WC</b><br/>A: 1.00" (25.40)</p>                          |                 | Anodized Aluminum |       |
| <p><b>Internal Elbow</b><br/>For making a 90° internal turn in a raceway run.</p>    | <p><b>HBLALU5017*</b><br/>A: 6.00" (152.40)<br/>B: 6.00" (152.40)</p>  |                 | Anodized Aluminum |       |
| <p><b>Inverted Internal Elbow</b><br/>For connecting a vertical run of HBLALU5000 with a horizontal run with its cover facing up.</p>    | <p><b>HBLALU5017N*</b><br/>A: 5.91" (150.20)<br/>B: 5.98" (151.89)</p> |                 | Anodized Aluminum |       |
| <p><b>External Elbow</b><br/>For making a 90° external turn in a raceway run.</p>    | <p><b>HBLALU5018*</b><br/>A: 6.00" (152.40)<br/>B: 6.00" (152.40)</p>  |                 | Anodized Aluminum |       |
| <p><b>Flat Elbow</b><br/>For making a 90° flat turn in a raceway run.</p>    | <p><b>HBLALU5011*</b><br/>A: 9.00" (228.60)<br/>B: 9.00" (228.60)</p>  |                 | Anodized Aluminum |       |
| <p><b>Tee</b><br/>For branch connections of two runs of HBLALU5000 Raceway.</p>    | <p><b>HBLALU5015*</b><br/>A: 9.00" (228.60)<br/>B: 8.08" (205.30)</p>  |                 | Anodized Aluminum |       |
| <p><b>Blank End Fitting</b><br/>For closing end of raceway.</p>    | <p><b>HBLALU5010B</b><br/>A: 5.08" (129.10)<br/>B: 1.75" (44.40)</p>   |                 | Anodized Aluminum |       |
| <p><b>Entrance End Fitting</b><br/>For feeding raceway, has concentric 1/2 in. and 3/4 in. trade size KOs.</p>     | <p><b>HBLALU5010B2</b><br/>A: 5.08" (129.10)<br/>B: 1.75" (44.40)</p>  |                 | Anodized Aluminum |       |
| <p><b>Cover Clip</b><br/>To cover seam where lengths of HBLALU5000 Raceway come together.</p>    | <p><b>HBLALU5006</b><br/>A: 1.38" (34.92)</p>                          |                 | Stainless Steel   |       |

Note: \* **HBLALU5701** couplings included.