




Power Components 20A, 30A Up To 600V

Cables and Receptacles

Device Type	Ratings	Wires	Conductor Colors**	Length (FT)
 PH = Double Ended Cable - Male/Female Straight PM = Male Single Ended Straight PN = Male Single Ended 90° PF = Female Single Ended Straight PG = Female Single Ended 90° PQ = Double Ended Cable with Female 90° PR = Double Ended Cable with Male 90° PS = Double Ended Cable with (2) 90° Connectors  RF = Female Receptacle*  RM = Male Receptacle (Inlet)*	20 = 20A up to 600V	02 03 04 05	PA = Green/Yellow Black (all others) PB = Green/Yellow White Black (all others) **other color codes available upon request	001 = 1' 005 = 5' 010 = 10' 015 = 15' 020 = 20' 025 = 25' 030 = 30' 035 = 35' 040 = 40' 045 = 45' 050 = 50'
	23 = 20A up to 600V Specialty construction (Includes isolated ground on 6 wire and 10AWG super neutral conductor on 5 and 6 wire devices)	03 04 05 06		04
	30 = 30A up to 600V	04		

Example: PH

23










06

PB

005

Note: * 1/2" N.P.T. rear thread.

Configurations (Male face view shown, female view is opposite)

20 AMP				
20A SNIG (with super neutral and IG)				
30 AMP				

Tees

Description	Catalog Number
LINKOSITY M/F/F Tee, 20A, 2P	TX2002002002T00
LINKOSITY M/F/F Tee, 20A, 3P	TX2003002003T00
LINKOSITY M/F/F Tee, 20A, 4P	TX2004002004T00
LINKOSITY M/F/F Tee, 20A, 5P	TX2005002005T00
LINKOSITY M/F/F Tee, 20A SNIG, 4P	TX2304002304T00
LINKOSITY M/F/F Tee, 20A SNIG, 6P	TX2306002306T00
LINKOSITY M/F/F Tee, 20A SNIG, A Phase Tap	TX2306002304A00
LINKOSITY M/F/F Tee, 20A SNIG, B Phase Tap	TX2306002304B00
LINKOSITY M/F/F Tee, 20A SNIG, C Phase Tap	TX2306002304C00
LINKOSITY M/F/F Tee, 30A, 4P	TX3004003004T00



TX2304002304T00



CCMBC

Closure Caps

Description	For use with Female Receptacle	Male Inlet
20A and 30A Receptacle Closure Cap	CCMBC	CCFBC