












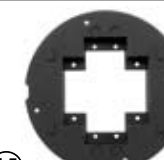






Hubbell SystemOne Non-Metallic Floor Box


	Round Multi-Service PVC Floor Box			
S1PFB	Features (2) 1 1/2" hubs for low voltage and (2) 1" hubs for power. Includes concrete cover and a variety of reducers and closure plugs that allow a full range of conduit sizes.		Min. Depth of Pour	Ranges from 3" to 5" depending on application. See sub-plates below for details.
			Capacity	100 cubic inches prior to cutting level to floor (19.5 cubic inches per inch of depth).
			Diameter (External)	5.75"
			Diameter (Internal)	5.00"
			Height	6.00"
			Hubs	(2) 1 1/2" and (2) 1" conduit hubs
			Conduit Selection	Accepts 3/4", 1", 1 1/4", 1 1/2" schedule 40 and schedule 80 rigid PVC conduit and E.N.T. (electrical non-metallic tubing).
S1DIV1	Side by Side Divider Required for use with catalog number S1SP (Style Line®/GFCI) sub-plate when used in multi-service applications. All other sub-plates include the appropriate dividers.			

Hubbell SystemOne Universal Covers

Universal, Cast Aluminum Carpet Flange & Cover Assembly			Universal, Cast Aluminum Tile Flange & Cover Assembly	
Catalog Number			Catalog Number	
S1FCBRS Brass			S1TFCBRS Brass	
S1FCAL Aluminum			S1TFCAL Aluminum	
S1FCBL Black			S1TFCBL Black	
S1FCGY Gray			S1TFCGY Gray	
S1FCFI Ivory			S1TFCI Ivory	
	■ Cast aluminum construction ■ Powder coat finish			■ Cast aluminum construction ■ Powder coat finish

Sub-Plates

Catalog Number		Catalog Number		Catalog Number	
S1SP Style Line/GFCI	(2) Style Line openings for power and/or datacom applications.	S1SP4X4 Hubbell 4 X 4	(4) 20A, 125V receptacles. (4) Keystone openings for Hubbell jacks or flush A/V connectors.	S1SPTL Twist-Lock® + Data	20 or 30 Amp TL rec. (1.56" OD). (2) Keystone openings for Hubbell jacks or flush A/V connectors.
	3		4		4
S1SP4IM Hubbell Datacom	1 unit flush INFIneSTATION™ opening. 3 unit recessed INFIneSTATION opening for data, voice, and A/V applications. (See back cover for details)	S1SP3IM Hubbell A/V + Power	(1) 20A, 125V receptacle. 3 unit recessed INFIneSTATION opening for data, voice, and A/V applications. (See back cover for details)	S1SPFFBRS Brass Furniture	S1SPFFAL Alum. Feed Cover/
	3.5		5	S1SPFFBL Black Flange	S1SPFFGY Gray
				(1) 3/4" & (1) 1 1/2" KOs for power and/or datacom applications. Universal Cover not required. Includes carpet flange.	
S1SPEXT1 Extron® MAAP + Power	(1) 20A, 125V receptacle. Recessed opening for (3) single Extron MAAP Series adapter plates.	S1SPEXT2 Extron AAP + Power	(1) 20A, 125V receptacle. Recessed opening for (1) single Extron MAAP and (2) single AAP Series adapter plates.	S1SPEXT3 Extron Datacom	Recessed opening for (2) single Extron MAAP and (2) single AAP Series adapter plates.
	4		4		4.5
S1SPORT Ortronics Series II® + Power	(1) 20A, 125V receptacle. Recessed opening for (3) 1 unit Ortronics Series II modules.	S1SPTRAC Ortronics TracJack® + Power	(1) 20A, 125V receptacle. Recessed bezel for (6) Ortronics TracJack modules.	S1SPMAX Simon MAX® + Power	(1) 20A, 125V receptacle. Recessed bezel for (6) Simon MAX modules.
	5		3.5		5
S1SP4X4PA Panduit Mini-Com® 4 X 4	(4) 20A, 125V receptacles (4) Openings for Panduit Mini-Com Connectivity.	S1SP4X4SYS SYSTIMAX® 4 X 4	(4) 20A, 125V receptacles. (4) Openings for SYSTIMAX Connectivity.		
	4		4		

 Signifies minimum depth of concrete pour in inches for Hubbell SystemOne S1PFB Floor Box.

Flush Round Single or Multi-Service Non-Metallic Floor Box

Catalog Number

PFB1 Round Single or Low Capacity Multi-Service PVC Floor Box

Features (2) 1" and (2) 3/4" conduit hubs. Includes concrete cover and four dual purpose reducer/closure plugs. (2) 1" plugs close off 1" hub or reduce 1" to 3/4". (2) 3/4" plugs close off 3/4" hub or reduce 3/4" to 1/2".



Min. Depth of Pour Capacity

3.00"
100 cubic inches prior to cutting level to floor (19.5 cubic inches per inch of depth).

Diameter (External)
Diameter (Internal)

5.75"
5.00"

Height

6.00"

Hubs

(2) 1" and (2) 3/4" conduit hubs

Conduit Selection

Accepts 1/2", 3/4", 1" schedule 40 and schedule 80 rigid PVC conduit and E.N.T. (electrical non-metallic tubing). Use catalog number PFBYA1 3/4" "Y" adapter to feed parallel runs of 3/4" conduit.

PFBA1A Adapter

Required for all applications.



PFBT1A Low Voltage Divider

Required for use with catalog number PFB1 when used in multi-service applications. Accepts Hubbell standard duplex receptacles or 15A Twist-Lock duplex receptacles (HBL4700 series).



PFBYA1 "Y" Adapter

3/4" "Y" adapter to feed parallel runs of 3/4" conduit.

Flush Round Floor Box Covers and Flanges

Multi-Service Cover and Flange Assemblies

Includes floor box cover with duplex flaps, (2) 1/2" dia. low voltage feed through holes and matching carpet flange.

SF39253A



Brass

PFBCBRA



Brown Plastic

PFBCIA



Ivory Plastic

PFBCGYA



Gray Plastic

PFBCBKA



Black Plastic

Single Service Covers

Brass

S3925

S3725

S2525

S2725

S2925

S3525

S3325

Aluminum

SA3925

SA3725

SA2525

SA2725

SA2925

SA3525

—



Duplex Flap



Duplex Screw



2 1/8" x 3/4" Combination



2 1/8" x 1" Combination



2 1/8" Single Receptacle



2 3/8" Single Receptacle



2 1/8" Single Receptacle (Terrazzo Floor)

Metal Carpet Flange

Use with single service covers for carpet applications.

S3082



Brass

Adapter Ring

Use with single service covers for tile applications.

S5016



Brass

SA5016



Aluminum

Furniture Feed Plate

PFBP1



Steel

One Piece Cover and Carpet Flange

Brass

SF3925*

SF2525*

SF2725*

SF2925*

* Catalog number S5016 adapter ring is required for mounting SF series covers onto PFBA1A.



Duplex Flap



2 1/8" x 3/4" Combination



2 1/8" x 1" Combination



2 1/8" Single Receptacle

Flush Round Single Service Floor Boxes

Box Material	Cast Iron					Stamped Steel	
Collar Material	Cast Iron		Cast Iron		Cast Iron	Stamped Steel	
Brass	B2536	B253641	B2506	B2506415	B2537	B2527	B2529
Aluminum	BA2536	—	—	—	BA2537	BA2527	BA2529
							
Min. Depth of Pour	3.75"	3.75"	4.75"	4.75"	3.00"	4.00"	3.00"
Adjustability (Fully, Semi, Non)	Fully	Fully	Fully	Fully	Fully	Fully	Fully
Before Pour External Height Adjustment	1.25"	1.25"	—	—	1.25"	1.25"	1.25"
After Pour Internal Height Adjustment	.38"	.38"	.63"	.63"	.38"	.38"	.38"
Cubic Inch Capacity	33.00	33.00	50.80	50.80	33.00	54.00	37.30
Dimensions - A	4.19"	4.19"	4.19"	4.19"	4.19"	4.19"	4.19"
Dimensions - B	3.09"	3.09"	4.75"	4.75"	2.81"	3.88"	2.91"
Threaded Hub Sizes	(4) ¾"	(4) 1"	(4) 1 ¼"	(4) 1 ½"	(4) ¾"	—	—
Knockouts - Opposite Sides	—	—	—	—	—	(1) 1" & (1) ¾"	(2) ½" & (1) ¾"
Knockouts - Opposite Ends	—	—	—	—	—	(1) 1 ¼" & (1) ¾"	(1) ½" & (1) ½"
Knockouts - Bottom	—	—	—	—	—	(3) ½" & (2) ¾"	(3) ½" & (2) ¾"

Flush Round Single Service Floor Boxes

Single Service Covers

Brass	S3925	S3725	S2525	S2725	S2925	S3525	S3325
Aluminum	SA3925	SA3725	SA2525	SA2725	SA2925	SA3525	—
							
Duplex Flap	Duplex Screw	2 1/8" x 3/4" Combination	2 1/8" x 1" Combination	2 1/8" Single Receptacle	2 3/8" Single Receptacle	2 1/8" Single Receptacle (Terrazzo Floor)	

Carpet Flanges

5 1/4" Diameter	S3182	SA3182	S3079	Carpet Flange	S3082
6 1/4" Diameter					
					
Brass	Aluminum	Clear Polycarbonate	Brass		

One Piece Cover and Carpet Flange

Brass	SF3925	SF2525	SF2725	SF2925
				
Duplex Flap	2 1/8" x 3/4" Combination	2 1/8" x 1" Combination	2 1/8" Single Receptacle	

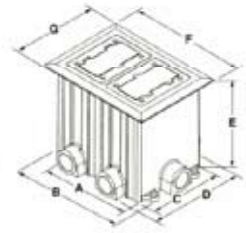
Flush Rectangular Non-Metallic Floor Boxes with Non-Metallic Covers

Number of Gangs

1-Gang
PFBRG1

2-Gang
PFBRG2

3-Gang
PFBRG3



Min. Depth of Pour	3.00"	3.00"	3.00"
Cubic in. Capacity per Gang	14.3 per 1" depth	14.3 per 1" depth	14.3 per 1" depth
Dimensions – A	3.60"	6.82"	10.04"
Dimensions – B	5.44"	8.66"	11.87"
Dimensions – C	5.42"	5.42"	5.42"
Dimensions – D	6.90"	6.90"	6.90"
Dimensions – E	6.00"	6.00"	6.00"
Dimensions – F	4.88"	8.13"	11.35"
Dimensions – G	6.00"	6.00"	6.00"
Hubs	(4) 1"	(6) 1"	(8) 1"
Reducers/Plugs	(4) 1" to 3/4"	(6) 1" to 3/4"	(8) 1" to 3/4"

Flush Rectangular Non-Metallic Covers and Flanges

Required Components for Carpet Applications

Carpet Flanges – Gray

No. of Gangs

1-Gang
PFBRFGY1

2-Gang
PFBRFGY2

3-Gang
PFBRFGY3

Cover with Duplex and Style Line®
Inserts - Gray
One Required per Gang
PFBR826GYA



Duplex
Insert

Cover

Style Line
Insert

Required Components for Tile Applications


Mounting Collar

Cover Frame

Cover with Duplex and Style Line®
Inserts - Gray
One Required per Gang
PFBR826GYA

One Required per Gang
PFBRMC

One Required per Gang
PFBRFRA



Duplex
Insert

Cover

Style Line
Insert

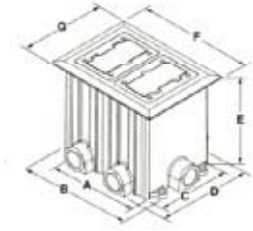
Flush Rectangular Non-Metallic Floor Boxes with Metal Covers

Number of Gangs

1-Gang
PFBRG1

2-Gang
PFBRG2

3-Gang
PFBRG3



Min. Depth of Pour	3.00"	3.00"	3.00"
Cubic in. Capacity per Gang	14.3 per 1" depth	14.3 per 1" depth	14.3 per 1" depth
Dimensions – A	3.60"	6.82"	10.04"
Dimensions – B	5.44"	8.66"	11.87"
Dimensions – C	5.42"	5.42"	5.42"
Dimensions – D	6.90"	6.90"	6.90"
Dimensions – E	6.00"	6.00"	6.00"
Dimensions – F	4.88"	8.13"	11.35"
Dimensions – G	6.00"	6.00"	6.00"
Hubs	(4) 1"	(6) 1"	(8) 1"
Reducers/Plugs	(4) 1" to 3/4"	(6) 1" to 3/4"	(8) 1" to 3/4"

Flush Rectangular Metal Covers and Flanges

Required Components for Carpet and Tile Applications

Adapter Frame and Grounding Lug – One Required per Gang

Brass **S5017G**
Aluminum **SA5017G**



Adapter Collar – Gray
One Required per Gang
PFBRAC



Covers – One Required per Gang

Brass	S3825	S3625	S3826	S2425	S2625	S2825	S3813
Aluminum	SA3825	SA3625	SA3826	SA2425	SA2625	–	SA3813
							
	Duplex Flap	Duplex Screw	Style Line Opening	2 1/8" x 3/4" Combination	2 1/8" x 1" Combination	2 1/8" Single Receptacle	Blank

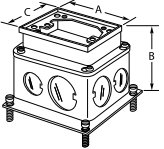






Carpet Flanges (Not Required for Tile Applications)

Tapered Flange

No. of Gangs	1-Gang	2-Gang	3-Gang
Brass	SB3083	SB3084	SB3085
Aluminum	SA3083	SA3084	SA3085




Flush Rectangular Cast Iron Floor Boxes

Box Material	Cast Iron										
Collar Material	B2436 B243641		B4233 B423341		B4333 B433361		B2414	B4214	B4314		
Brass	B2436 B243641		B4233 B423341		B4333 B433361		—	—	—		
Aluminum	BA2436 —		BA4233 —		BA4333 —		—	—	—		
											
Min. Depth of Pour	3.75"	3.75"	3.75"	3.75"	3.75"	3.75"	2.00"	2.00"	2.00"		
Adjustability (Fully, Semi, Non)	Fully	Fully	Fully	Fully	Fully	Fully	Semi	Semi	Semi		
Before Pour External Height Adjustment	1.25"	1.25"	1.25"	1.25"	1.25"	1.25"	1.25"	1.25"	1.25"		
After Pour Internal Height Adjustment	.38"	.38"	.63"	.63"	.63"	.63"	—	—	—		
Cubic Inch Capacity	33.00	33.00	36.50	36.50	34.80	34.80	16.00	16.00	16.00	16.00	
			Per Gang	Per Gang	Middle 36.50 Ends	Middle 36.50 Ends		Per Gang	Per Gang	Per Gang	
Dimensions – A	4.38"	4.38"	4.38"	4.38"	4.38"	4.38"	4.38"	4.38"	4.38"		
Dimensions - B	3.19"	3.19"	3.44"	3.44"	3.44"	3.44"	2.00"	2.00"	2.00"		
Dimensions - C	3.19"	3.19"	6.38"	6.38"	9.56"	9.56"	3.19"	6.38"	9.56"		
Threaded Hub Sizes	(4) ¾"	(4) 1"	(6) ¾"	(4) 1" & (2) ¾"	(8) ¾"	(6) 1" & (2) ¾"	(2) ¾"	(4) ¾"	(6) ¾"		

Flush Rectangular Floor Box Covers and Flanges













Covers

Brass	S3825	S3625	S3826	S2425	S2625	S2825	S3425	S3813
Aluminum	SA3825	SA3625	SA3826	SA2425	SA2625	—	—	SA3813
								
	Duplex Flap	Duplex Screw	Style Line Opening	2 1/8" x 3/4" Combination	2 1/8" x 1" Combination	2 1/8" Single Receptacle	2 3/8" Single Receptacle	Blank









Carpet Flanges

Brass	1-Gang	2-Gang	3-Gang
Aluminum	SB3083	SB3084	SB3085
Clear Polycarbonate	SA3083	SA3084	SA3085
	S3083	S3084	S3085
			

Flush Rectangular Stamped Steel Floor Boxes

Box Material	Stamped Steel					
Collar Material	B2431 BA2431	B2432 BA2432	B2433 BA2433	B2421 BA2421	B2422 BA2422	B2423 BA2423
Brass						
Aluminum						
Min. Depth of Pour	3.75"	3.75"	3.75"	2.75"	2.75"	2.75"
Adjustability (Fully, Semi, Non)	Fully	Fully	Fully	Fully	Fully	Fully
Before Pour External Height Adjustment	1.25"	1.25"	1.25"	1.25"	1.25"	1.25"
After Pour Internal Height Adjustment	.50"	.50"	.50"	.50"	.50"	.50"
Cubic Inch Capacity	60.00	52.80 Per Gang	50.80 Per Gang	39.50	35.00 Per Gang	34.00 Per Gang
Dimensions – A	4.38"	4.38"	4.38"	4.38"	4.38"	4.38"
Dimensions - B	3.72"	3.72"	3.72"	2.74"	2.74"	2.74"
Dimensions - C	3.19"	6.44"	9.67"	3.19"	6.44"	9.67"
Knockouts - Opposite Sides	(1) Concentric 3/4", 1", 1 1/4"	(2) Concentric 3/4", 1", 1 1/4"	(3) Concentric 3/4", 1", 1 1/4"	(2) 1/2", (1) 3/4"	(4) Concentric 1/2", 3/4"	(6) Concentric 1/2", 3/4"
Knockouts - Opposite Ends	(1) Concentric 3/4", 1", 1 1/4"	(1) Concentric 3/4", 1", 1 1/4"	(1) Concentric 3/4", 1", 1 1/4"	(1) 1/2", (1) 3/4"	(2) Concentric 1/2", 3/4"	(2) Concentric 1/2", 3/4"
Knockouts - Bottom	(2) Concentric 3/4", 1", 1 1/4"	(4) Concentric 3/4", 1", 1 1/4"	(6) Concentric 3/4", 1", 1 1/4"	(2) Concentric 3/4", 1", 1 1/4"	(4) Concentric 3/4", 1", 1 1/4"	(6) Concentric 3/4", 1", 1 1/4"

Flush Rectangular Floor Box Covers and Flanges

Covers	S3825 SA3825	S3625 SA3625	S3826 SA3826	S2425 SA2425	S2625 SA2625	S2825 —	S3425 —	S3813 SA3813
Brass								
Aluminum	Duplex Flap	Duplex Screw	Style Line Opening	2 1/8" x 3/4" Combination	2 1/8" x 1" Combination	2 1/8" Single Receptacle	2 3/8" Single Receptacle	Blank

Carpet Flanges	1-Gang	2-Gang	3-Gang
Brass	SB3083	SB3084	SB3085
Aluminum	SA3083	SA3084	SA3085
Clear Polycarbonate	S3083	S3084	S3085
			