

**SPECIFICATIONS**

**Certifications/Qualifications**

|                    |  |
|--------------------|--|
| ADA Compliant      | No   |
| Prop65             | No   |
| Dark Sky Compliant | No   |
| Location Rating    | Damp<br><a href="http://kichler.com/warranty">kichler.com/warranty</a> |

**Dimensions**

|   |          |
|---|----------|
| Height  | 5"       |
| Width   | 32"      |
| Height From Center Of Wall Opening (Spec Sheet) Extension | 2.5"     |
| Weight  | 3.81 LBS |
| Canopy Width  | 5"       |
| Canopy Depth  | 1"       |

**Electrical**

|               |       |
|---------------|-------|
| Input Voltage | 120 V |
|---------------|-------|

**Light Source**

|                        |                |
|------------------------|----------------|
| Light Source           | Integrated LED |
| Lamp Included          | Integrated     |
| # Of Bulbs/LED Modules | 1              |
| Max Or Nominal Watt    | 38 W           |
| Lamp Type              | Integrated     |
| Socket Type            | Integrated LED |
| Dimmable               | Yes            |

**Mounting/Installation**

|                   |                  |
|-------------------|------------------|
| Interior/Exterior | Interior Product |
| Mounting Style    | WALL MOUNT       |
| Mounting Weight   | 3.81 LBS         |
| Lead Wire Length  | 6                |
| Wire Connectors   | Wire Nuts        |

**FIXTURE ATTRIBUTES**





**Housing/Glass**

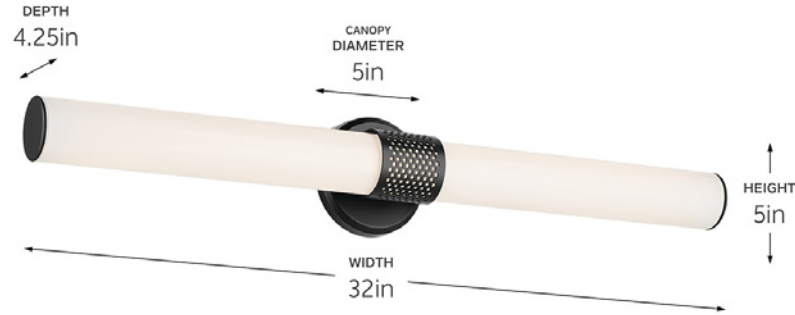
|                      |                      |
|----------------------|----------------------|
| Primary Material     | Steel                |
| Diffuser Description | White Glass          |
| Shade Included       | Yes                  |
| Shade Description    | Glass Cylinder Shade |
| Shade Dimensions     | 2.75 DIA X 32        |

**Product/Ordering Information**

|        |              |
|--------|--------------|
| SKU    | 55193BKLED   |
| Finish | Black        |
| UPC    | 783927054034 |

**Finishes**

-  Black
-  Brushed Nickel
-  Champagne Bronze™
-  Chrome



**CCT Values**

2700K, 3000K, 3500K, 4000K, 5000K

**CCT Performance Metrics at 3000K**

|                  |              |
|------------------|--------------|
| Delivered Lumens | 1915L        |
| CRI              | 90           |
| Rated Life       | 45,000 hours |

**ALSO IN THIS FAMILY**

