

**SPECIFICATIONS**

**Certifications/Qualifications**

ADA Compliant	No
Prop65	No
Location Rating	Damp <a href="http://kichler.com/warranty">kichler.com/warranty</a>

**Dimensions**

Height	8.25"
Width	5"
Height From Center Of Wall Opening (Spec Sheet)	6.5"
Depth	5.5"
Weight	1.5 LBS
Canopy Width	5"
Canopy Depth	1"

**Electrical**

Input Voltage	120 V
---------------	-------

**Light Source**

Light Source	Bulb
Lamp Included	Not Included
# Of Bulbs/LED Modules	1
Max Or Nominal Watt	75 W
Lamp Type	A
Socket Type	E26 (Medium)
Dimmable	Yes

**Mounting/Installation**

Interior/Exterior	Interior Product
Mounting Weight	0.9 LBS
Install Glass Up Or Down	Both
Lead Wire Length	6
Wire Connectors	Wire Nuts

**FIXTURE ATTRIBUTES**





**Housing/Glass**

Primary Material	Steel
Shade Included	Yes
Shade Description	Glass Cylinder Shade
Shade Dimensions	4.00" DIA x 6.25"

**Product/Ordering Information**

Sku	55200NI
Finish	Brushed Nickel
UPC	783927053587

**Finishes**

-  Black
-  Brushed Nickel
-  Champagne Bronze™
-  Chrome



**ALSO IN THIS FAMILY**



55201BK

55201CH

55201CPZ



55201NI

55202BK

55202CH