

**SPECIFICATIONS**

**Certifications/Qualifications**

ADA Compliant	No
Prop65	Yes
Location Rating	Damp
	<a href="http://kichler.com/warranty">kichler.com/warranty</a>

**Dimensions**

Height	9"
Width	24.25"
Height From Center Of Wall Opening (Spec Sheet)	6.5"
Depth	5.5"
Weight	4.2 LBS
Canopy Width	5"
Canopy Depth	1"

**Electrical**

Input Voltage	120 V
---------------	-------

**Light Source**

Light Source	Bulb
Lamp Included	Not Included
# Of Bulbs/LED Modules	3
Max Or Nominal Watt	75 W
Lamp Type	A
Socket Type	E26 (Medium)
Dimmable	Yes

**Mounting/Installation**

Interior/Exterior	Interior Product
Mounting Weight	2.4 LBS
Install Glass Up Or Down	Both
Lead Wire Length	6
Wire Connectors	Wire Nuts

**FIXTURE ATTRIBUTES**





**Housing/Glass**

Primary Material	Steel
Shade Included	Yes
Shade Description	Glass Cylinder Shade
Shade Dimensions	4.00" DIA x 6.25"

**Product/Ordering Information**

Sku	55202CPZ
Finish	Champagne Bronze™
UPC	783927053617

**Finishes**

-  Black
-  Brushed Nickel
-  Champagne Bronze™
-  Chrome



**ALSO IN THIS FAMILY**



55200BK



55200CH



55200CPZ



55200NI



55201BK



55201CH