




Innovation & Quality

# Remote Capable Steel Battery Unit Light

www.votatec.ca

Project : \_\_\_\_\_  
 Type : \_\_\_\_\_  
 Drawn by : \_\_\_\_\_  
 Catalogue No. : \_\_\_\_\_  
 Date : \_\_\_\_\_



## Specifications

Model No.		<input type="checkbox"/> CM-251-139W#-F	<input type="checkbox"/> CM-265-144W
General	Input Watt	14W-16W	27.5W-39W
	Lumen	940 Lm	940 Lm
	CCT	6000-6500K	6000-6500K
	Input Voltage	AC120V-347V	AC120V-347V
	Output Voltage	12V	24V
	CRI	>80	>80
	Beam Angle	30 Degree	30 Degree
	Hours Rated	50000 hours	50000 hours
Electrical	Dimension	13.5" X 4.2" X 12.8"	13.9" X 3.1" X 13.7"
	Operating Frequency	50/60 Hz	50/60 Hz
	Power Factor	>0.5	>0.5
Physical	Operating Temperature	15°C To 35°C (59°F To 95°F )	15°C To 35°C (59°F To 95°F )
	Lens Material	PC	PC
	Housing Color	White	White
Additional Information	Weight(Kg)	7	9.1
	Additional Info	Remote Head	Remote Head
	Warranty	5 Years	5 Years
Compliance	MAX. Remote LOAD	140W	144W
	Safety Listing	CSA	CSA
	Location Rating	Damp	Damp
	Energy Star	No	No
	DLC Approved	No	No

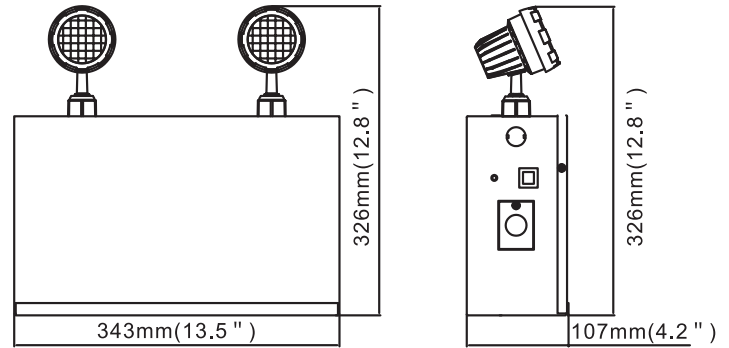


### Features & Specifications


<b>Construction</b>	<ul style="list-style-type: none"> <li>• Steel housing and thermal plastic remote heads</li> <li>• High efficiency LED</li> <li>• Include 3ft power cord</li> </ul>
<b>Mounting</b>	<ul style="list-style-type: none"> <li>• Universal wall mount</li> </ul>
<b>Performance Data</b>	<ul style="list-style-type: none"> <li>• 120/347VAC input</li> <li>• 12V 12Ah lead acid battery (CM-251-139W#-F) / 2x12V 8Ah lead acid battery (CM-265-144W)</li> <li>• Two 5W LED heads</li> <li>• Diagnostic/pilot LED for AC ON and Charge</li> <li>• Push button test switch</li> <li>• Charging time: 24 hours</li> </ul>
<b>Compliances</b>	<ul style="list-style-type: none"> <li>• Damp locations</li> <li>• CSA meets all requirement in C22.2 No.141 -15, Suitable for Canada market</li> </ul>

### Dimensions & Weights

Model	CM-251-139W#-F	CM-265-144W
Length in.(cm)	13.5(34.3)	13.9(35.4)
Width in.(cm)	4.2 (10.7)	3.1(7.9)
Height in.(cm)	12.8 (32.6)	13.7 (34.7)
Weight(kg)	7	9.1



### Product Details





### Accessories


Order Code	Order Option
Spider Plate	Included
Screws & Bushing	Included
Wire Nut	Included
Power Cord	Included



Spider Plate



Screws & Bushing



Wire Nut



Power Cord

### Rating Table

Model No.	Input Ratings				Emergency Output Ratings		Emergency Run Time	Recharge Time
	Vac	Hz	Amps (ma)	watts	Integral	Remote	Minutes	Hours
CM-251-139W#-F	120-347V	50/60	120-50	14-16W	2*5W	140W	30	35
CM-265-144W	120-347V	50/60	100-350	27.5-39W	2*5W	144W	30	50

### Battery Back Up Details

CM-251-139W#-F	CM-265-144W	Battery Backup Time
7W	8W	9 Hours
35W	36W	120 mins
46W	48W	90 mins
140W	144W	30 mins



Data is based upon tests performed in a controlled environment. Actual performance can vary depending on operating conditions. All products are subject to change or may be discontinued any time without notice. Please contact your Votatec customer service representative to confirm inventory levels at time of order

